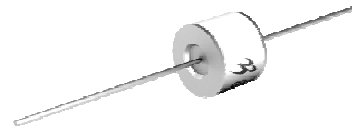






**Features**

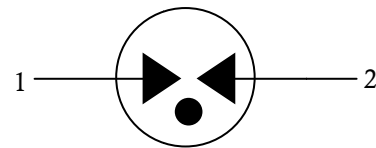
- Size Design  $\Phi 5.5 \times 6\text{mm}$
- High Current Handling Capability 5,000A @ 8/20  $\mu\text{s}$
- Low Capacitance and Insertion Loss
- Fast Response and Long Service Life
- Reliable to Protect Electrostatic Surge
- Moisture sensitivity level: Level 1

**Exterior**

**Application information**

- AC Power

**Package (Top View)**

**Agency Approvals**

Icon	Description
<b>RoHS</b>	Compliance with 2011/65/EU
<b>HF</b>	Compliance with IEC61249-2-21:2003
	Mean lead free
	Compliance with UL497B, Certificated E232249
	Compliance with UL1449, Certificated E337906

**Schematic Symbol**

**Electrical Parameter**

DC Breakdown Voltage <sup>1) 2)</sup>	100V/s	480-720	V
Impulse Spark-over Voltage	At 1kV/ $\mu\text{s}$	for 99 % of measured values	$\leq 950$ V
	At 1kV/ $\mu\text{s}$	Typical values of distribution	$\leq 900$ V
Impulse Discharge Current <sup>3)</sup>	8/20 $\mu\text{s}$ $\pm 5$ times	5	KA
Arc Voltage	At 1A	$\sim 15$	V
Insulation Resistance	DC=100V	$\geq 1$	G $\Omega$
Capacitance at 1 MHz	V <sub>DC</sub> =0.5V	$\leq 1$	pF
Weight		$\sim 0.75$	g
Operating and storage Temperature		-40-90	$^{\circ}\text{C}$
Marking		Bencent Logo, Voltage and date code;	

1) At delivery AQL 0.65 level II GB/T 2828.1-2003

2) In ionized mode

3) Terms and current waveforms in accordance with ITU-T Rec. K. 12; IEC 61643-21

## Gas Discharge Tube

Version: A2 2015-08-10

## Part Numbering System

B5G    600    L  
 (1)    (2)    (3)

- (1) Bencent2-Electrode DIP Gas Discharge Tube with dimension:  $\Phi 5.5 \times 6$  (D×L) (mm)  
 (2) DC Breakdown Voltage, e.g., 600=600V  
 (3) Surge Rating @8/20  $\mu$ s, L=5KA

## Product Characteristics

Lead Material	Copper
Body Material	Ceramics Iron-nickelectrode
Terminal Finish	100% Matte-Tin Plated

## Environmental Reliability Characteristics

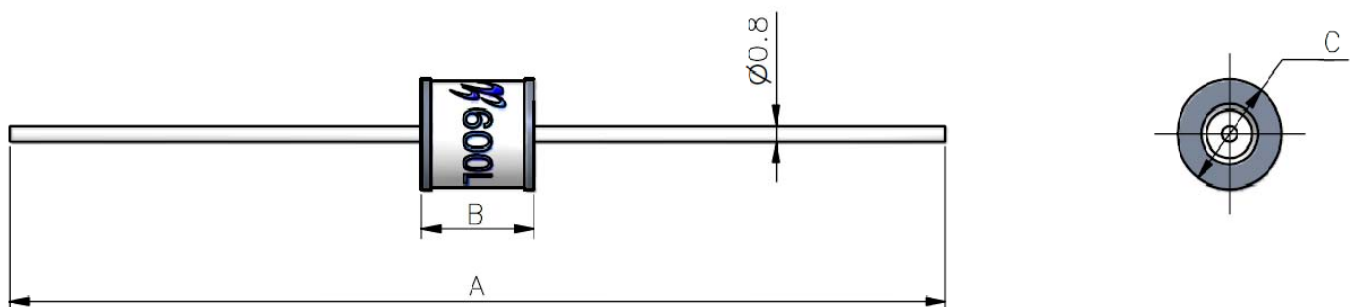
Testing items	Technical standards
High Temperature Storage Test	Temperature: 90°C Time: 2H
Low Temperature Storage Test	Temperature: -40°C Time: 2H
Vibration	Frequency: 10-500Hz Amplitude: 0.15mm Time: 45mins
Resistance of soldering heat	Temperature: 260±5°C Time of dip soldering: 10s, 1time

Note: Up-screen program can be specified by customer's request via contacting Bencent service

## Solderability Test

Solderability	Solder Pot Temperature:	245°C ± 5°C
	Solder Dwell Time:	4-6 seconds

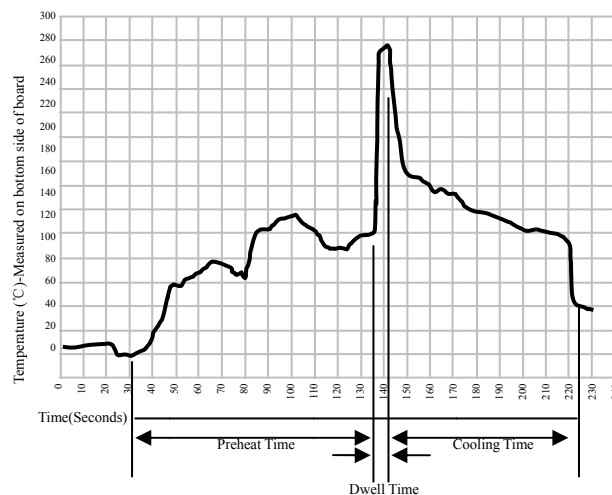
## Product Dimensions



REF	mm	inch
A	62 ± 2	2.441 ± 0.079
B	6 ± 0.2	0.236 ± 0.008
C	$\Phi 5.5 \pm 0.2$	$\Phi 0.217 \pm 0.008$

Wave Soldering Profile

Wave Soldering Condition		Pb-Free assembly
Pre Heat	Temperature Min	100°C
	Temperature Max	150°C
	Time (min to max)	60 – 180 secs
Solder Pot Temperature		280°C Max
Solder Dwell Time		2-5 seconds



Package Reel Information

Outline	Box (PCS)	Stack in Carton (PCS)	Per Carton (PCS)	CARTON SIZE(mm)		
				L	W	H
Box	100	1500	9000	390	370	220